



Dr.R.N.Lahoti Ayurvedic College, Hospital and Research Institute

Sultanpur, Tq.Lonar, Dist. Buldhana



NATIONAL WEBINAR On Samhita Avalokan

Dept. Samhita Sidhant

Sub 1:- Charkokta Karya Karana Siddhanta-Cause Effect
Sub 2:- Charak Samhita with a Clinical Approach

Mr. Umesh R. Lahoti
Chairman



Dr. M.V. Chaudhari
M.D, Ph.D.
Astang Ayu. College
Pune



Dr. Mahesh Sharma
M.A., M.D
MSM Inst. of Ayu.
Sonapat Hariyana



Mr. Dinesh P. Navgaje
Treasurer



Prof. Dr. Pradeepkumar B. Jondhale
Principal



Dr. V.V. Dasare
Co-Ordinator



Dr. N.A. Baxi
HOD



Dr. P.D. Matkar
Asst. Prof.



Miss. S.V. Langute
Asst. Prof.

Date: 08/06/2021

Time: 10.30Am Onwards

Department of Samhita & Siddhanta

Dr. R. N. Lahoti Ayurveda Medical College, Hospital & Research Institute, Sultanpur

National webinar - Samhita Avalokana
(08th June 2021)

**“Charakokta Karya Karana Siddhanta –
Cause Effect Theory”**

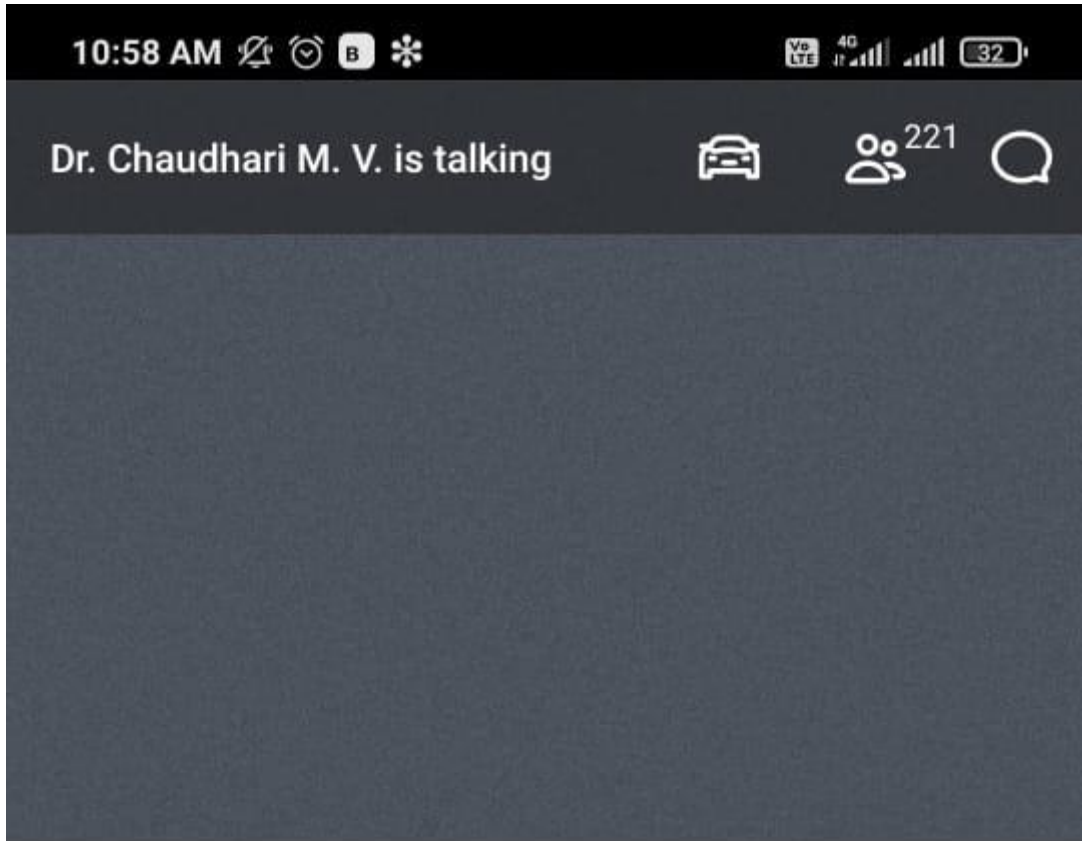
Dr. Manojkumar V. Chaudhari

M.D (Ayurved Samhita), Ph. D. (Ayurved Samhita)

Ashtang Ayurved Mahavidyalaya, Pune

BOS Member, Maharashtra University of Health Sciences, Nashik




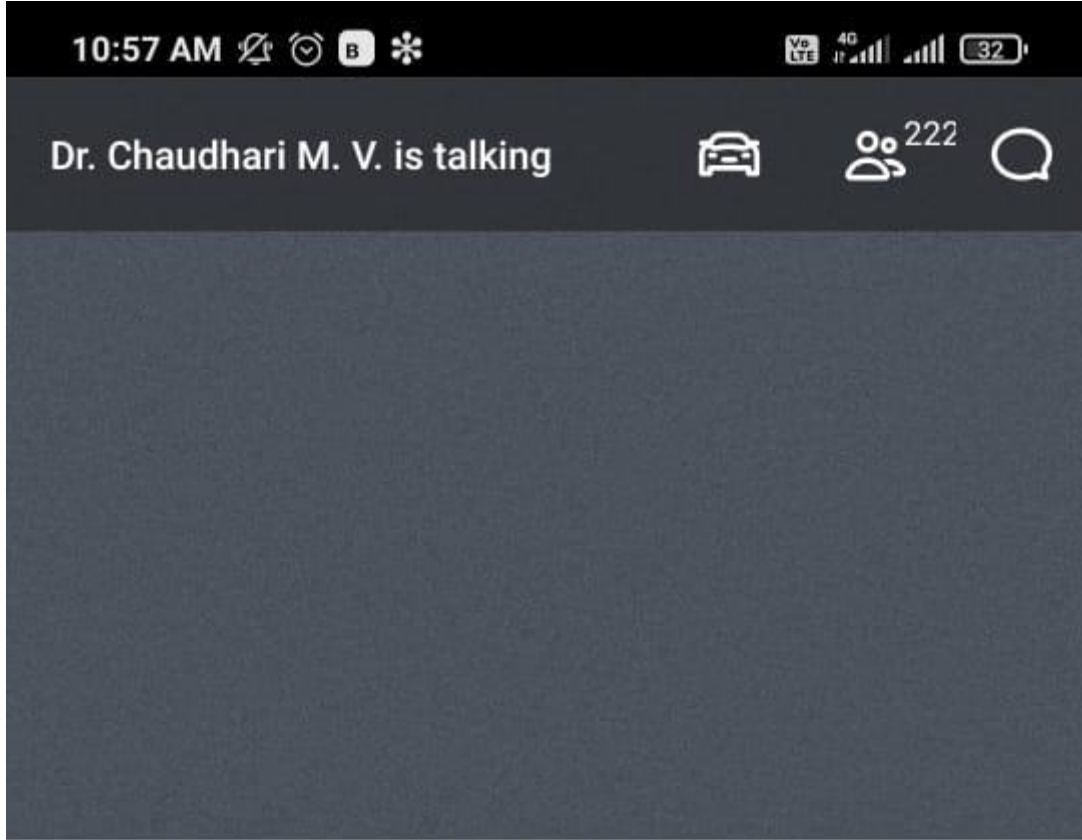


Karya-Karana Siddhanta in Hetu- Skandha




यौगपद्येन विरोधिनां धातूनां वृद्धिहासौ भवतः । (च०शा० ६/५)





Karya Karana Siddhanta in Hetu-Skandha

- ज्ञायन्ते हेतुवैषम्याद्विषमा देहधातवः ।
हेतुसाम्यात्समास्तेषां स्वभावोपरमः सदा ॥ (च०सू० 16/27)



Dr. Chaudhari M. V. is talking



209



Karya

- इत्युक्तं कारणं कार्यं धातुसाम्यमिहोच्यते ।
धातुसाम्यक्रिया चोक्ता तन्त्रस्यास्य प्रयोजनम् ॥ (च०सू०१/५३)
 - धातुसाम्य = कार्यं
 - भिषक् = कारण / कर्ता
- भिषग्द्रव्याण्युपस्थाता रोगी पादचतुष्टयम् ।
गुणवत्कारणं ज्ञेयं विकारव्युपशान्तये ॥ (च०सू०३)

12:16 PM



Dr Mahesh Sharma is talking

The screenshot shows a Zoom meeting interface. At the top, the status bar displays the time as 12:16 PM and various connectivity icons. Below this, a dark grey banner reads "Dr Mahesh Sharma is talking". The main content area is a PowerPoint presentation. The current slide is titled "Technique to study Samhita" and features a photograph of several open books in a library setting. The presentation software's ribbon is visible at the top of the slide, and a slide navigation pane is on the left. At the bottom of the Zoom window, a "Stop sharing" button is visible, indicating that the screen sharing has ended.

